

The logo for the UK Clinical Aptitude Test (UKCAT) is a red rounded rectangle with the text 'UK Clinical Aptitude Test' in white. Each word is on a new line and separated by a thin white horizontal line.

UK Clinical Aptitude Test

Fairness

Wider participation

UK CAT Consortium

Annual Report and
Financial Statements
for the year ended
31 March 2014



Fairness

Wider participation

Company Registration Number: 05620264

Charity Registered Number: 1133667

Company address:

The Dean's Office, Faculty of Medicine and Health Sciences,
Queen's Medical Centre, Nottingham NG7 2UH

Contents

INTRODUCTION FROM THE CHAIR	4
TRUSTEES' REPORT	5
Structure, Governance and Management	5
Induction of Trustees	5
Meetings	6
UKCAT Office	7
Pearson Vue	8
Risk Management	8
Objectives	8
Achievements and Performance	9
Future Plans	18
Financial Review	20
INDEPENDENT AUDITORS' REPORT TO THE MEMBERS	23
STATEMENT OF FINANCIAL ACTIVITIES	26
BALANCE SHEET	27
NOTES TO THE FINANCIAL STATEMENTS	28
UKCAT CONSORTIUM	31
Charity Trustees	31
Company Secretary	31
Professional Advisors	31
Consortium Members	32

Introduction from the Chair

In 2013 the Board focussed on starting the process of implementing the UKCAT strategy.

The office is working hard on communicating with widening participation applicants and has established communication links through Consortium Universities, the Sutton Trust, Brightside, Reach Scotland and other national organisations. We are confident that this approach is allowing us to get hard copy information regarding the test directly into the hands of these candidates who need most assistance and advice regarding preparation.

We are pleased to have signed a contract with the University of Durham to work with Paul Tiffin and colleagues on increasing research capacity over the next three years. Initial work on a further longitudinal study has already started and further projects looking at our non-cognitive data and the potential of dynamic testing are getting underway. In addition to these substantive projects, Paul and his colleagues will also be working with researchers to improve the utility and quality of our database.


Further details regarding our progress against all the objectives in our strategy are included below.

The terms of office of Keith Steele and Martyn Annis came to an end in December 2013. We welcomed Brian Pollard (University of Manchester) and Adrian Husbands (University of Dundee) to the Board following elections in December.

Our SJT went live in 2013 with results delivered in four bands to candidates and Universities. Evaluation of this subtest is ongoing and will continue to inform the use of results going forward.

Security in our test centres and the integrity of the test is of vital importance to UKCAT. Given the rapid changes in technology this is a continual challenge. Pearson VUE and UKCAT continue to prioritise work in this area and to improve on security measures whenever possible.

Our annual Academic Admissions Research Council took place in September 2013 where we considered presentation on measuring confidence, dynamic testing and use of gaming in computer based testing. We intend to open up the 2014 event to the wider Consortium and use this as an opportunity to further open up the debate regarding the future of the test.

A handwritten signature in blue ink on a light blue background. The signature reads "Sandra Nicholson" in a cursive, flowing script.

Sandra Nicholson
Chair, UKCAT

Trustees' Report 2014

The Trustees are pleased to present their Report and Financial Statements for the year ended 31 March 2014. UKCAT is registered with the Charity Commission under registration number 1133667. Details of the Charity's Trustees, senior staff, bankers and professional advisors can be found towards the end of this document.

The Trustees are responsible for ensuring that, for each financial year, financial statements are prepared which give a true and fair view of the state of affairs of the Charity at the end of that year and of the incoming resources and resources expended for that year.

Structure, Governance and Management

UKCAT is a company limited by guarantee governed by its Articles of Association which were revised and adopted by members in December 2009. The members of the Charity are those Universities who having joined the UKCAT Consortium use the test in admissions to medicine and dentistry.

The Charity Trustees comprise:

- Seven persons elected by the members for a term of up to three years;
- the chair of the Medical Schools' Council;
- the Medical Schools' Council Executive Director;
- a person nominated by the Dental Schools' Council for a term not exceeding three years

In addition, the Board may from time to time appoint up to four additional persons. Such Trustees shall hold office for a term of up to three years and shall be eligible for re-appointment.

When appointing Trustees the Consortium attempts to represent the geographical spread and diversity of Members. No more than two representatives or other members of staff from any Member shall be Trustees at the same time.

Induction of Trustees

The Trustees are the Directors of the Company and are largely elected from the representatives of the members. They therefore tend to be familiar with Charity structures, objectives and operations. On appointment Trustees and representatives are provided with relevant information regarding the Charity together with recent minutes of relevant meetings and the annual report. Directors are provided with information from the Charity Commission's website regarding their role as Trustee.

Meetings

The Board meets approximately every two months. The Board sets the strategic direction for the Charity. Operational matters are delegated to the Board's sub-committees and to the staff of the organisation.

The Board is responsible for:

- determining annual objectives and monitoring performance against them;
- ensuring effective organisational planning to achieve the objectives;
- monitoring resource allocation and ensuring adequate resources are available for the delivery, development of the test and research agenda;
- promoting the organisation to the outside world and to identified stakeholders;
- liaising and communicating with Consortium members to ensure their needs regarding test delivery and aspirations regarding test development are met.

There are three groups to which the Board delegates areas of work:

Test Delivery Group

The group is responsible for overseeing the logistics of delivering the test and distribution of results and recommending policy to the Board, as appropriate, on all delivery matters including:

- Setting the testing timetable on an annual basis;
- Overseeing the process of delivering the test (including the process of registration);
- Ensuring that there is sufficient capacity for candidates wishing to take the test;
- Overseeing the delivery of results to consortium medical and dental schools;
- Reviewing test delivery on an annual basis and identifying areas for improvement;
- Working with PV to address any incidents which occur in relation to test delivery;
- Overseeing the implementation of the UKCAT Communication Policy with regard to communication with candidates, schools, consortium members and external stakeholders.

Test Development Group

The Test Development Group works with Pearson Vue and other experts in the field to develop each of the UKCAT sub-tests to enable them to be fit for purpose for use in admissions by medical and dental schools. To achieve this, the group:

- Receives a detailed annual report of statistics relating to each round of testing including data regarding item performance, 'fairness', performance of different subgroups of candidates
- Considers recommendations for changes to the test based on annual statistics or developments in computer based testing nationally and internationally
- In conjunction with the Research Panel, identifies and takes forward relevant research related to the development of the test.



Research Panel

The Panel supports the Research Lead in creating and delivering the UKCAT Research Strategy with a particular focus on:

- establishing and overseeing the governance framework for all UKCAT related data collection and research activity;
- maintaining the UKCAT database(s);
- commissioning and selecting short term studies to achieve UKCAT's objectives (such as widening participation and non-cognitive attributes);
- planning longitudinal cohort studies to establish the predictive value of the test;
- liaising with other bodies (such as Medical Schools Council, General Medical Council) on opportunities to create a linked postgraduate follow-up mechanism.

UKCAT Office

The Chief Operating Officer (COO) and the UKCAT Administrator are responsible for the day to day running of the test and supporting operations. They are employed by the University of Nottingham and support the work of UKCAT through a service level agreement that is reviewed on an annual basis.

The COO's main duties include the following:

- Acting as the main contact with Pearson Vue which delivers the test on behalf of UKCAT – resolving issues directly unless the issue was significant enough to warrant escalation to the Chair or other board member.
- As Company Secretary, leading on appointment of members and Trustees, arranging induction, ensuring decisions made by the Board and Consortium are in line with the Charity articles
- Monitoring budgets and reporting on these to the Board
- Ensuring systems are in place to ensure good standards of financial management
- Leads on any liaison with solicitors, auditors and the company bank.
- Responsible for ensuring that alongside the UKCAT Administrator, the work of the Board and its sub-groups is supported and ensures that decisions are acted upon in a timely fashion.

Pearson VUE

The test is delivered on UKCAT's behalf by Pearson Driving Assessments Limited (Pearson VUE). UKCAT entered into a contract with Pearson VUE regarding the development and delivery of the test in 2006 for a period of five years. In 2011 UKCAT issued a tender for the delivery of these services beyond December 2011. Pearson VUE was successful in being awarded the contract for delivery of testing services for a further five years.

Risk Management

The Board reviews risks to UKCAT formally on an annual basis. Risks are regularly assessed on an informal basis by the Board and its subcommittees with a particular focus placed upon smooth test delivery and reputation management.

The following risks have been identified by the Board:

- Consortium members withdrawing from UKCAT which could impact on UKCAT'S reputation, candidate numbers and ongoing research.
- Major failure in delivery resulting in reputational impact.
- Uncertainty around university student funding impacting on candidate numbers.
- Fluctuations in candidate numbers impacting on contractual, financial and delivery issues.
- Legal challenge from an individual.
- Unfavourable evidence regarding validity or impact of UKCAT.

Objectives

The objects for which the Charity is established are to promote and provide for the advancement of education in the United Kingdom and in particular to establish and operate tests to aid selection for admission to medical and dental degrees.

UKCAT is committed to achieving greater fairness in selection to medicine and dentistry and to the widening participation in medical and dental training of under-represented social groups. Through an ongoing programme of research UKCAT is seeking to identify the characteristics in applicants which will make them good dentists and doctors and thus to improve the quality of those who enter the professions with the ultimate aim of improving patient care.



Achievements and Performance

The following sections summarise UKCAT activity during the 2013 test cycle (2013/14 financial year).

Candidate and Advisor Toolkits

Preparation toolkits for candidates and advisors have been developed and are now available to download from the UKCAT website. Hardcopy versions have been produced and are being targeted at widening participation candidates through Consortium Universities, Sutton Trust, Reach Scotland and other national organisations.

Developing the Test

– SJT

UKCAT has funded two initial evaluations of the new SJT. The Work Psychology Group has worked with Hull York Medical School and Queen Mary, University of London to compare SJT outcomes with a bespoke measure of professionalism completed by PBL and GP tutors. Initial results show a mixed picture with some positive correlations with PBL tutor ratings at one University.

The University of Dundee have started work on a study comparing MMI and SJT outcomes using data collected from candidates applying to enter medical/dental school in 2014.

Results from these two studies will be used to inform the development of this section in future years.

– Review of Test Construct

As part of the strategy, Test Development Group has started work on a significant review of test content. This has involved some detailed psychometric analysis of how different subtests are performing. Analysis will be used to

Research

Key activities of the Research Panel during this period are outlined below:

– UKMED

Working with the GMC and Medical Schools Council, UKCAT has been active in moving forward the development of the UK Medical Education Database. The database will ultimately provide a research resource, linking data from admission through University and foundation selection into postgraduate careers. UKCAT, GMC and UKFPO data is currently being matched and worked on by the GMC as part of a pilot feasibility study.

– UKCAT-12

UKCAT's first predictive validity study was published in December 2013. Researchers concluded that UKCAT scores and educational attainment measures were significant predictors of outcome. The incremental validity of UKCAT taking educational attainment into account was significant, but small. Medical school performance was also affected by a contextual measure of secondary schooling, students from secondary schools with greater average attainment at A-level performing less well.

– Capacity Building Contract

In order to accelerate research on UKCAT data, a three year contract has been awarded to the University of Durham. During this period they will focus on undertaking a further predictive validity study (using data into the clinical years), look at the performance of the previously used non-cognitive tests and investigate the potential of dynamic testing.

– Test Preparation

The University of Plymouth led on a project in 2012 looking at how candidates prepare for the test and the impact this has on performance. Results from this interesting study are being prepared for publication.

Test Incidents

The following incidents occurred during 2013 testing and were addressed in detail during the Annual Review held in December 2013.

– DA Rescale

An early routine analysis of test performance identified that candidates taking one form of the DAT (there are two operational forms) were performing better than other candidates. Results were rescaled against actual candidate in year performance and a small number of candidates had their scores adjusted. This resulted in many queries from candidates as they tried to understand the actions taken.



– **Security**

2012 saw two serious security issues involving candidates who appeared to be trying to expose test content. One case was taken to a successful prosecution. Test and test centre security are a significant focus for the Test Delivery Group which is working with Pearson VUE to ensure that procedures are fit for purpose.

2013 Test Overview

The UKCAT is an aptitude exam, designed to measure innate cognitive ability and personality traits. The exam consists of four cognitive subtests: Verbal Reasoning, Quantitative Reasoning, Abstract Reasoning and Decision Analysis. Items include those developed from operational items used in the previous administrations and from new items trialled in previous test rounds. Following a trial in 2012, the Situational Judgement Test (SJT) became a live part of the test with results reported in four bands. Candidates were given a qualitative interpretation of these bands on their score report.

Each exam was composed of 163 items (148 operational and 15 pre-test). The exam was administered in a 120-minute time period including instruction screens. Each subtest was timed separately. Results were provided to candidates at the end of their test and later to the schools to which the candidates had applied.

Candidate Statistics

The UKCAT was administered in 2013 beginning on 1 July 2013 and ending on 4 October 2013. A total of 25,679 exams were administered - an increase in candidate numbers from 2012. A brief summary of testing statistics is provided below. More detailed statistics can be found in the Executive Summary of the 2013 Technical Report on the UKCAT website (www.ukcat.ac.uk).

Candidates' scale scores were reported for each cognitive subtest and based on all the scored items for each section. Valid scale scores ranged from 300 to 900, with a mean set to 600 in the 2006 reference sample. Universities received the subtest scaled scores for each candidate, plus a total score that is a simple sum of the four subtest scores with a valid range of 1200 to 3600.

Although candidate results for SJTs were reported in 4 bands raw and scale scores were used in the psychometric analysis of the test.

Tables 1a and 1b present summary statistics for the 2013 candidates.

– Table 1: Cognitive subtest and Total Scale Score Summary Statistics: Total Group

	Total N	Mean	SD	Minimum	Maximum
Verbal Reasoning	25679	556.55	97.78	300	900
Quantitative Reasoning	25679	654.50	91.28	300	900
Abstract Reasoning	25679	660.97	114.91	300	900
Decision Analysis	25679	770.75	106.91	300	900
Total Scale Score	25679	2642.77	317.10	1250	3540
SJT	24679	625.99	61.06	300	859

The distributions are generally symmetric around their means and reasonably well spread out. The performance patterns for different subgroups (ethnic, gender, age and NS-SEC) are shown below.

– Table 2a: Cognitive subtest and Total Scale Score Summary Statistics by Gender: Total Group

	Gender	Total N	Mean	SD	Minimum	Maximum
Verbal Reasoning	Female	14826	550.65	96.69	300	900
	Male	10853	564.61	98.67	300	900
Quantitative Reasoning	Female	14826	640.70	95.71	300	900
	Male	10853	673.34	93.89	300	900
Abstract Reasoning	Female	14826	656.04	112.98	300	900
	Male	10853	667.69	117.16	300	900
Decision Analysis	Female	14826	771.50	105.46	300	900
	Male	10853	769.73	108.87	300	900
Total Scale Score	Female	14826	2618.90	313.01	1270	3430
	Male	10853	2675.37	319.74	1380	3460

Males performed better than females on VR, QR and AR with greater differences noted in QR. Performance in DA was roughly equivalent between gender groups.

– **Table 2b: SJT Statistics by Gender: Total Group**

Gender	Total N	Mean	SD	Minimum	Maximum
Female	14825	630.15	60.65	300	859
Male	10853	620.32	61.15	300	846

Females outperformed males on all six forms of the SJT although the difference is minor.

– **Table 3a: Cognitive Test Total Scale Score Statistics by Ethnic Group**

Ethnic Group	Total N	Total %	Cognitive Mean	Cognitive SD	SJT Mean	SJT SD
UK - White	10904	42.5%	2737.96	268.15	648.33	52.60
Non UK	5338	20.8%	2553.30	342.81	594.46	64.25
UK - Asian	5792	22.6%	2591.92	311.52	614.16	57.70
UK - Black	1534	6.0%	2430.79	329.90	616.79	60.10
UK - Mixed Race	664	2.6%	2696.87	301.75	639.08	57.10
UK - Chinese	405	1.6%	2788.99	280.46	621.61	50.84
UK - Other	413	1.6%	2622.28	328.80	626.33	58.28
Information withheld	627	2.4%	2599.73	328.69	626.45	60.40

Ethnic group performance trends paralleled those of previous years, with minor differences. Within the cognitive tests for VR, the highest performing group was White UK. For QR, AR and DA the highest performing group was Chinese. For the SJT, whilst white UK shared the highest mean score, there was a greater clustering of other group performance.

– **Table 4a: Total Scale Score summary statistics by NS-SEC Class**

SEC Group	Total N	Total %	Mean	SD
1 Managerial and professional occupations	17671	68.81	2674.23	306.66
2 Intermediate occupations	758	2.95	2640.33	308.11
3 Small employers and own account workers	1344	5.23	2590.14	313.51
4 Lower supervisory and technical occupations	839	3.27	2558.82	328.36
5 Semi-routine and routine occupations	992	3.86	2550.67	307.57
Information withheld	3292	15.87		

For NS-SEC classifications, category 1 was consistently associated with the highest average scores. The lowest average scale scores occurred for category 5.

– **Table 4b: SJT summary statistics by NS-SEC Class**

SEC Group	Total N	Total %	Mean	SD
1 Managerial and professional occupations	17671	68.81	628.19	306.66
2 Intermediate occupations	758	2.95	634.10	308.11
3 Small employers and own account workers	1344	5.23	617.78	313.51
4 Lower supervisory and technical occupations	839	3.27	621.21	328.36
5 Semi-routine and routine occupations	992	3.86	621.61	307.57
Information withheld	3292	15.87		

There is no clear trend regarding the means for the differing occupational groups. Unlike the cognitive tests, those in the higher occupational classes do not always score higher. Differences between groups are noticeably smaller than for other subtests.

In tables 5a and 5b age is broken into five groups. Scores across all age groups were examined controlling for candidates' highest qualifications.

– **Table 5a: Cognitive Test Total Scale Score summary statistics by age group and highest qualification**

Age	Highest Qualification – HE				Highest Qualification – School Leaver			
	Total N	Total %	Mean	SD	Total N	Total %	Mean	SD
<16	2	0.03			16	0.12	2618	309
16 – 19	1039	14.69	2496	345	11997	93.15	2689	293
20 – 24	4528	64.03	2632	306	634	4.92	2539	356
25 – 34	1283	18.14	2556	352	176	1.37	2397	404
>34	220	3.11	2289	464	56	0.43	2228	433

Scores for candidates with school leaver qualifications generally showed negative correlations with age. It is more difficult to interpret the scores of those with HE qualifications as there is clearly some confusion amongst some candidates here (1000+ candidates report themselves as below the age of 20). However it would appear that the negative correlation above is ameliorated somewhat in the graduate candidate population – older graduates performing better than older school leavers.

– **Table 5b: SJT Total Scale Score summary statistics by age group and highest qualification**

Age	Highest Qualification – HE				Highest Qualification – School Leaver			
	Total N	Total %	Mean	SD	Total N	Total %	Mean	SD
<16	2	0.03			16	0.12	593	51.43
16 – 19	1039	14.69	585	32.58	11997	93.15	626	57.48
20 – 24	4528	64.03	643	59.57	634	4.92	616	67.86
25 – 34	1283	18.14	645	66.89	176	1.37	620	72.50
>34	220	3.11	620	84.27	56	0.43	609	71.08

There is a positive correlation with age in the SJT; the highest performing subgroups being graduates aged 20-34.

Providing this level of data helps those selecting students make informed decisions about how they use the test. In the next section we describe the steps taken to ensure that test is fair and reliable.

Test and item analysis

Each year test results and item performance are analysed using a variety of methods in order to report on test reliability, internal construct validity and individual item performance.

Test Reliability

Cognitive subtest score reliabilities ranged from moderate to high. The Standard Error of Measurement (SEM) for the subtest and total scores was satisfactory. Variation in score reliability and SEM across the four subtests can be attributed to test length, range of discrimination and difficulty among items.

– **Table 6a: Scale Score Reliability and Standard Error of Measurement for Cognitive Total Scale Score**

Reliability		SEM	
Range	Mean	Range	Mean
0.89 – 0.90	0.90	99.63 – 105.09	101.77

For the SJT, scale score reliabilities indicate a highly acceptable level of reliability for an operational test building upon the trial of items in 2012.

– **Table 6b: Scale Score Reliability and Standard Error of Measurement for SJT**

Reliability		SEM	
Range	Mean	Range	Mean
0.75-0.79	0.77	26.8-31.2	28.5



Item Performance

Differential Item Functioning (DIF) refers to the potential for items to behave differently for different groups. DIF is an undesirable characteristic because it means that an item is measuring both the construct it was designed to measure and some additional characteristic or characteristics of performance that depend on classification or membership in a group, (usually a gender or ethnic group classification). The Mantel-Haenszel procedure is used to identify DIF. For the UKCAT, MH DIF items are classified into one of three categories, A, B, or C. Category A contains items with negligible DIF, Category B contains items with slight to moderate DIF, and Category C contains items with moderate to large DIF. Items flagged in Category C are typically subjected to further scrutiny while Category B items may be reviewed.

DIF analyses were conducted for the pre-test and operational items when sample sizes were large enough. The UKCAT DIF comparison groups are based on gender, age, ethnicity and SEC.

For operational items in the cognitive test, there were 7 occurrences of Category C DIF across all cognitive subtests and comparisons. Of these 7 occurrences, 2 occurred in the age<20/>35 comparison, 4 in the white/black comparison, and 1 in the white/Asian comparison. For the pre-test items, there were no occurrences of Category C DIF.

Within the SJT there were no occurrences of Category C DIF in operation items. Within the pre-test items there were 10 occurrences.

Items with Category C DIF have content and wording examined for the potential bias. These items will either be revised or retired based on the review in the item writing workshops.

These analyses, which are performed annually, reassure UKCAT that the test is fair and reliable.

Future Plans

The Board and Consortium confirmed its 3-5 year strategy during 2013. The aims listed below will be achieved by focussing activity on five themes. Progress against each theme is included in the table below.

Key Aims:

- Increase research output in order that UKCAT can create a test which better identifies the traits required in medical and dental students, provides an evidence base for widening participation in medical and dental admissions and impacts positively on UKCAT’s reputation.
- Become more active in the widening participation agenda in the UK, using our research record, database and services to candidates to position us within this debate.
- Increase flexibility within test delivery in order that we can market the test internationally.

	To achieve this aim UKCAT will:	Progress in 2013
<p>Theme 1: Widening Access UKCAT will contribute to the wider debate in the UK regarding widening access whilst sharing best practice within the Consortium regarding candidate preparation for and consortium use of the test.</p>	<ul style="list-style-type: none"> • Engage and collaborate where appropriate with national organisations and networks active in WP • Work with Consortium members to scope opportunities to market the test to identified widening participation candidates • Use UKCAT data to support/ deliver research into widening access in admissions • Consider whether UKCAT data collected at registration can be used to identify WP candidates early in the admission cycle. 	<ul style="list-style-type: none"> • Links made with national WP organisations • Database of WP and schools liaison contacts established • Candidate and advisor toolkits created • Hard copy toolkits distributed direct to WP candidates
<p>Theme 2: Research Outputs UKCAT will position itself as a UK leader in undertaking/ supporting research regarding admissions into medicine and dentistry, prioritising outputs leading to test improvements.</p>	<ul style="list-style-type: none"> • Create and strengthen links with the GMC, GDC, MSC, DSC, UKFPO and other bodies • Undertake research around contextual data and the predictive validity of the test within training and into professional practice. • Increase research capacity and outputs to inform test development, better usage and the evidence base around admissions. 	<ul style="list-style-type: none"> • Leading UKMED development • Awarded 3-year research capacity contract to Durham



<p>Theme 3: Improving and Developing UKCAT The test will be improved based on research and other evidence. Opportunities to expand use of the test will be explored.</p>	<ul style="list-style-type: none"> • Identify evidence base to persuade additional schools and professions to join the Consortium. • Undertake a complete review of test content • Identify research required for ongoing improvements to test content and quality. • Anticipate changes to roles in the workforce to inform test content. 	<ul style="list-style-type: none"> • Review of test content ongoing and linked into research priorities
<p>Theme 4: Governance and Communications UKCAT will have a reputation as a forward thinking, dynamic organisation at the centre of developments in admissions.</p>	<ul style="list-style-type: none"> • Create a UKCAT Communication Strategy. • Engage further with key administrative staff and WP contacts within consortium schools 	<ul style="list-style-type: none"> • Communications strategy now guiding office activity
<p>Theme 5: Candidate Experience The candidate experience from initial communication to sitting the test will be the best possible.</p>	<ul style="list-style-type: none"> • Review preparation materials and investigate alternatives. • Conduct candidate focus groups. • Link to UCAS to improve communication/ data matching. • Consider development of cost-free test experience for WP candidates • Review timing/efficiency of delivery of results. 	<ul style="list-style-type: none"> • Additional preparation materials now available • Focus groups used to inform communication strategy

The Board and its sub-groups are charged with achieving the objectives outlined above. The Board monitors performance against these objectives at its regular meetings through reports from the Chairs of these groups. These objectives inform the work of the UKCAT office.

Financial Review

2013/14 Outturn

UKCAT has delivered a reduced surplus in 2013/14. Operating costs are set to increase over the next few years to meet additional costs associated with delivering the UKCAT Strategy particularly in the areas of research and widening participation.

UKCAT Financial Controls Document

The Board have approved a financial controls document which covers the governance of financial transactions within the organisation. The document will be reviewed on an annual basis.

Reserves Policy

UKCAT needs reserves to:

- Meet contractual liabilities should the organisation cease to exist. This includes redundancy pay, amounts due to creditors and commitments under leases.
- To meet unexpected costs like break down of essential office machinery, staff cover in relation to illness, maternity leave and parental leave.
- To meet any legal costs defending the charity's interest.
- To replace equipment when required.
- To meet the costs of one-off developments to the test or its delivery.
- To meet the organisation's fixed costs in the event of a significant fall in candidate numbers
- To undertake and provide infrastructural support for a programme of research which may span several years with the costs of research varying significantly between those years.

Expenditure in 2013/14 totalled £1.85m. Current reserves stand at £0.7m (38% of annual expenditure). UKCAT aims to have reserves in the region of 20 – 25% of annual expenditure. The Board is undertaking a strategic review of activities and spending priorities in order to bring reserves within this range in the future.

The Board of Trustees reviews the level of reserves at each Board meeting. The current level of reserves will be considered particularly carefully before any agreed increase in the candidate fee.



Members' Liability

The Members of the charity guarantee to contribute an amount not exceeding £1 to the assets of the charity in the event of winding up.

Trustees' Responsibility Statement

The Trustees (who are also directors of UK CAT Consortium for the purposes of company law) are responsible for preparing the Trustees' report and the financial statements in accordance with applicable law and United Kingdom Accounting Standards (United Kingdom Generally Accepted Accounting Practice).

Company law requires the Trustees to prepare financial statements for each financial year. Under company law the Trustees must not approve the financial statements unless they are satisfied that they give a true and fair view of the state of affairs of the charitable company and of the incoming resources and application of resources, including the income and expenditure, of the charitable company for that period. In preparing these financial statements, the Trustees are required to:

- select suitable accounting policies and then apply them consistently;
- observe the methods and principles in the Charities SORP;
- make judgments and accounting estimates that are reasonable and prudent;
- state whether applicable UK Accounting Standards have been followed, subject to any material departures disclosed and explained in the financial statements;
- prepare the financial statements on the going concern basis unless it is inappropriate to presume that the charitable company will continue in operation.

The Trustees are responsible for keeping adequate accounting records that are sufficient to show and explain the charitable company's transactions and disclose with reasonable accuracy at any time the financial position of the charitable company and enable them to ensure that the financial statements comply with the Companies Act 2006. They are also responsible for safeguarding the assets of the charitable company and hence for taking reasonable steps for the prevention and detection of fraud and other irregularities.

Disclosure of information to auditors

Each of the persons who are Trustees at the time when this Trustees' report is approved has confirmed that:


- so far as that Trustee is aware, there is no relevant audit information of which the charitable company's auditors are unaware, and
- that Trustee has taken all the steps that ought to have been taken as a Trustee in order to be aware of any information needed by the charitable company's auditors in connection with preparing their report and to establish that the charitable company's auditors are aware of that information.

Auditors

The auditors, Lakin Rose Limited, have indicated their willingness to continue in office. The Designated Trustees will propose a motion reappointing the auditors at a meeting of the Trustees.

In preparing this report, the Trustees have taken advantage of the small companies exemptions provided by section 415A of the Companies Act 2006.

This report was approved by the Trustees on 22nd September 2014 and signed on their behalf by:

A photograph of a handwritten signature in blue ink on a light blue background. The signature reads "Sandra Nicholson".

Dr S Nicholson



Independent Auditors' Report to the members of the UKCAT Consortium

We have audited the financial statements of UK CAT Consortium for the year ended 31 March 2014 set out on pages 18 to 21. The financial reporting framework that has been applied in their preparation is applicable law and the Financial Reporting Standard for Smaller Entities (effective April 2008) (United Kingdom Generally Accepted Accounting Practice applicable to Smaller Entities).

This report is made solely to the charity's members, as a body, in accordance with Chapter 3 of Part 16 of the Companies Act 2006. Our audit work has been undertaken so that we might state to the charity's members those matters we are required to state to them in an Auditors' report and for no other purpose. To the fullest extent permitted by law, we do not accept or assume responsibility to anyone other than the charity and its members, as a body, for our audit work, for this report, or for the opinion we have formed.

Respective responsibilities of trustees and auditors

As explained more fully in the Trustees' responsibilities statement, the Trustees (who are also the directors of the charity for the purposes of company law) are responsible for the preparation of the financial statements and for being satisfied that they give a true and fair view.

Our responsibility is to audit and express an opinion on the financial statements in accordance with applicable law and International Standards on Auditing (UK and Ireland). Those standards require us to comply with the Auditing Practices Board's Ethical Standards for Auditors.

Scope of the audit of financial statements

An audit involves obtaining evidence about the amounts and disclosures in the financial statements sufficient to give reasonable assurance that the financial statements are free from material misstatement, whether caused by fraud or error. This includes an assessment of: whether the accounting policies are appropriate to the charity's circumstances and have been consistently applied and adequately disclosed; the reasonableness of significant accounting estimates made by the Trustees; and the overall presentation of the financial statements. In addition, we read all the financial and non financial information in the Trustees' report to identify material inconsistencies with the audited financial statements and to identify any information that is apparently materially incorrect based on, or materially inconsistent with, the knowledge acquired by us in the course of performing the audit. If we become aware of any apparent material misstatements or inconsistencies we consider the implications for our report.

Opinion on financial statements

In our opinion the financial statements:

- give a true and fair view of the state of the charity's affairs as at 31 March 2014 and of its incoming resources and application of resources, including its income and expenditure, for the year then ended;
- have been properly prepared in accordance with United Kingdom Generally Accepted Accounting Practice applicable to Smaller Entities; and
- have been prepared in accordance with the requirements of the Companies Act 2006.

Opinion on other matters prescribed by the Companies Act 2006

In our opinion the information given in the Trustees' report, incorporating the Strategic report, for the financial year for which the financial statements are prepared is consistent with the financial statements.



Matters on which we are required to report by exception

We have nothing to report in respect of the following matters where the Companies Act 2006 requires us to report to you if, in our opinion:

- adequate accounting records have not been kept, or returns adequate for our audit have not been received from branches not visited by us; or
- the financial statements are not in agreement with the accounting records and returns; or
- certain disclosures of trustees' remuneration specified by law are not made; or
- we have not received all the information and explanations we require for our audit; or
- the Trustees were not entitled to prepare the financial statements in accordance with the small companies' regime and to take advantage of the small companies' exemption in preparing the Trustees' report.

Christopher Dougherty (Senior statutory auditor)

for and on behalf of

Lakin Rose Limited

Chartered Accountants
Statutory Auditors

Pioneer House
Vision Park
Histon
Cambridge CB24 9NL

Date:

STATEMENT OF FINANCIAL ACTIVITIES
(Incorporating Income and Expenditure Account)
FOR THE YEAR ENDED 31 MARCH 2014

	Unrestricted funds 2014	Total funds 2013
Note	£	£
INCOMING RESOURCES		
Incoming resources from generated funds:		
Investment income	2 13,680	6,579
Incoming resources from charitable activities:		
Testing fees - clinical aptitude testing	1,910,850	1,886,185
TOTAL INCOMING RESOURCES	1,924,530	1,892,764
RESOURCES EXPENDED		
Charitable activities - clinical aptitude testing	3 1,842,251	1,732,123
Governance costs	6 3,688	3,720
TOTAL RESOURCES EXPENDED	1,845,939	1,735,843
MOVEMENT IN TOTAL FUNDS FOR THE YEAR - NET INCOME FOR THE YEAR	78,591	156,921
<i>Total funds at 1 April 2013</i>	<i>617,357</i>	<i>460,436</i>
TOTAL FUNDS AT 31 MARCH 2014	£ 695,948	£ 617,357

The notes on pages 28 to 29 form part of these financial statements.


UKCAT Consortium (Registered number 05620264)
BALANCE SHEET AS AT 31 MARCH 2014

	Note	£	2014 £	£	2013 £
CURRENT ASSETS					
Debtors	8	1,738		1,710	
Cash at bank		<u>749,037</u>		<u>692,082</u>	
		750,775		693,792	
CREDITORS: amounts falling due within one year	9	<u>(54,827)</u>		<u>(76,435)</u>	
NET CURRENT ASSETS			<u>695,948</u>		<u>617,357</u>
NET ASSETS			<u>£ 695,948</u>		<u>£ 617,357</u>
CHARITY FUNDS					
Unrestricted funds	10		<u>695,948</u>		<u>617,357</u>
TOTAL FUNDS			<u>£ 695,948</u>		<u>£ 617,357</u>

The financial statements have been prepared in accordance with the provisions applicable to small companies within Part 15 of the Companies Act 2006 and in accordance with the Financial Reporting Standard for Smaller Entities (effective April 2008).

The financial statements were approved by the Trustees on 22nd September 2014 and signed on their behalf, by:

Dr S Nicholson



The notes on pages 28 to 29 form part of these financial statements.

Notes to the Financial Statements for the Year Ended 31 March 2014

1. ACCOUNTING POLICIES

1.1 Basis of preparation of financial statements

The financial statements have been prepared under the historical cost convention and in accordance with the Financial Reporting Standard for Smaller Entities (effective April 2008). The financial statements have been prepared in accordance with the Statement of Recommended Practice (SORP), 'Accounting and Reporting by Charities' published in March 2005, applicable accounting standards and the Companies Act 2006.

1.2 Company status

The charity is a company limited by guarantee. The members of the charity are the medical and dental schools who have chosen to implement the clinical aptitude test. In the event of the charity being wound up, the liability in respect of the guarantee is limited to £1 per member of the charity.

1.3 Fund accounting

General funds are unrestricted funds which are available for use at the discretion of the Trustees in furtherance of the general objectives of the charity and which have not been designated for other purposes.

1.4 Incoming resources

All incoming resources are included in the Statement of financial activities when the charity has entitlement to the funds, certainty of receipt and the amount can be measured with sufficient reliability.

Income tax recoverable in relation to investment income is recognised at the time the investment income is receivable.

Candidate testing fees are recognised in the period in which testing occurs.

1.5 Resources expended

All expenditure is accounted for on an accruals basis and has been included under expense categories that aggregate all costs for allocation to activities. Where costs cannot be directly attributed to particular activities they have been allocated on a basis consistent with the use of the resources.

Support costs are those costs incurred directly in support of expenditure on the objects of the charity and include project management carried out at Headquarters. Governance costs are those incurred in connection with administration of the charity and compliance with constitutional and statutory requirements.

1.6 Cash flow

The financial statements do not include a Cash flow statement because the charitable charity, as a small reporting entity, is exempt from the requirement to prepare such a statement under the Financial Reporting Standard for Smaller Entities (effective April 2008).

2. INVESTMENT INCOME

	Unrestricted funds 2014	Total funds 2013
Bank interest receivable	£ 9,379	£ 3,552
Other interest receivable	4,301	3,027
	<u>£ 13,680</u>	<u>£ 6,579</u>

3. ANALYSIS OF RESOURCES EXPENDED BY ACTIVITIES

	Activities undertaken directly 2014	Support costs 2014	Total 2014	Total 2013
	£	£	£	£
Charitable activities – clinical aptitude testing	£ 1,600,068	£ 242	£ 1,842,251	£ 1,732,123

4. DIRECT COSTS

	Clinical aptitude testing £	Total 2013 £	Total 2012 £
Testing provider's charges – testing	1,529,957	1,529,957	1,478,371
Testing provider's charges - other	70,111	70,111	44,188
	£ 1,600,068	£ 1,600,068	£ 1,522,559

5. SUPPORT COSTS

	Clinical aptitude testing £	Total 2014 £	Total 2013 £
Office and administration recharges	128,214	128,214	109,771
Data management	19,789	19,789	47,329
Hotels, travel and subsistence	28,080	28,080	13,913
Premises	21,816	21,816	20,619
Research	10,433	10,433	14,305
Sundry expenses	25,425	25,425	974
Legal fees	5,750	5,750	-
Insurance	2,544	2,544	2,523
Bank charges	132	132	130
	£ 242,183	£ 242,183	£ 209,564

6. GOVERNANCE COSTS

	Unrestricted funds 2014 £	Total funds 2013 £
Auditor's remuneration	3,688	3,720

7. STAFF COSTS

During the year, no Trustees received any remuneration or benefits in kind (2013 - £nil).

9 Trustees received reimbursement of expenses amounting to £5,123 in the current year, (2013- 9 trustees - £4,804). The charity has no employees.

8. DEBTORS

	2014 £	2013 £
Other debtors	1,738	1,710

9. CREDITORS: Amounts falling due within one year

	2014 £	2013 £
Trade Creditors	9,133	3,570
Accruals and deferred income	45,694	72,865
	£ 54,827	£ 76,435

10. STATEMENT OF FUNDS

	Brought Forward £	Incoming resources £	Resources Expended £	Carried Forward £
Unrestricted funds				
General funds	£ 617,357	£ 1,924,530	£ (1,845,939)	£ 695,948
SUMMARY OF FUNDS				
General Funds	£ 617,357	£ 1,924,530	£ (1,845,939)	£ 695,948

UKCAT Consortium

Charity Trustees

Dr Sandra Nicholson, Queen Mary University of London, Chair

Dr Lyndon Cabot, King's College London

Professor Iain Cameron, Medical Schools' Council (appointed 8th July 2013)

Dr Jon Dowell, University of Dundee

Mr Adrian Husbands, University of Dundee (appointed 1st January 2014)

Mrs Martine Lowes, University of Nottingham

Dr Robert McAndrew, University of Cardiff

Professor John McLachlan, University of Durham

Professor Brian Pollard, University of Manchester (appointed 1st January 2014)

Mr Nigel Siesage, University of Leicester

Dr Katie Petty Saphon, Medical Schools' Council

Professor Brigitte Scammell, University of Nottingham

Mr Martyn Annis (term of office ended 31/12/13), Dr Keith Steele (term of office ended 31/12/13) and Professor Anthony Weetman (term of office ended 8th July 2013) were trustees during the financial year 2013/14.

Company Secretary

Significant elements of the day to day management of UKCAT are delegated to the Chief Operating Officer and Company Secretary, Rachel Greatrix.

Professional Advisors

Bank: Natwest, Nottingham University Branch, University Park, Nottingham NG7 2AG

Solicitors: Browne Jacobson, Mowbray House, Castle Meadow Road, Nottingham NG2 1BJ

Auditors: Lakin Rose Limited, Pioneer House, Vision Park, Cambridge CB24 9NL

Consortium Members 2013/14

University of Aberdeen	University of Leicester
Brighton and Sussex Medical School	University of Manchester
Cardiff University	University of Newcastle
University of Dundee	University of Nottingham
University of Durham	University of Oxford
University of East Anglia	Peninsula Medical School
University of Edinburgh	Queen Mary, University of London
University of Glasgow	Queen's University, Belfast
Hull York Medical School	University of Sheffield
Imperial College London	University of Southampton
Keele University	University of St Andrews
Kings College London	St George's, University of London
University of Leeds	University of Warwick



Fairness
Wider participation

Registered Office
Dean's office
B Floor, Medical School
Queen's Medical Centre
Nottingham
NG7 2UH

Tel: +44(0)115 8230041

www.ukcat.ac.uk

© 2014 UKCAT Consortium. All rights reserved